

Alpha Alternatives Fund - Snapshot

Morningstar Category

Alternative Strategies - Diversified

Inception Date

01/02/2012

Fund and Market Commentary

During February, the Bloomberg AusBond Cash benchmark returned 0.13%, while the Alpha Alternatives Fund outperformed by 0.08%. Given limited performance history no comment can be made about the Funds long-term performance.

Macro/CTA Index strategies performed strongly during February with a 1.18% monthly gain of the hedge fund composite index. In commodity markets, both Crude Oil and Iron Ore continued to rise. Global equity markets rallied during the month, led by gains in the United States (US). The Dow Jones and S&P 500 indices soared by 4.77% and 3.72%, with the former nearly reaching 21,000 points by the end of the month, driven by President Trump's stimulus plans of tax cuts, deregulation and infrastructure spending. However, the market was too optimistic about Trump's plans. Given his first speech to Congress, there are little detailed plans for implementation of these policies. The current US unemployment rate is 4.8% and the annualised inflation rate is 2.5%. Given the low unemployment rate and rising inflation, the US Federal Reserve are confident about the economy and said they did not need to see Republican tax reform before raising the rate, pushing the market probability of a March rate hike to 80%.

The first round of polling for French Presidential Election will be held in April, which is one of the most unpredictable in history, with Marine Le Pen from the National Front, who pledged to hold a referendum on European Union (EU) membership and euro, leading the polls by just one point over the second place candidate Emmanuel Macron, the leader of En Marche. The result will affect the future of the EU and Britain's deal with the EU, bringing volatility to the market. European markets rose over February with the FTSE 100 increasing 2.31%, Germany's DAX gaining 0.47% and Italy's MIB index 1.73% higher. In Asian markets, Japan's Nikkei 225 index went up moderately by 0.41%, while the Hang Seng Index and China's Shanghai Composite jumped by 1.63% and 2.61% respectively.

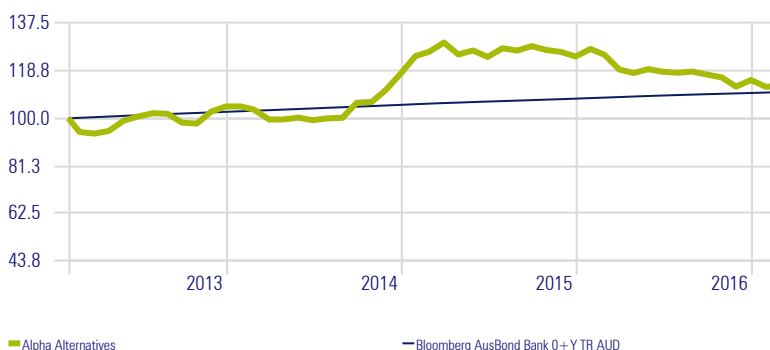
Considering the prospects for assets beyond short-term noise and volatility, our preference is to take a longer term approach to the markets. This does not mean we are not actively managing the Fund. To the contrary, the structure of our Fund is always reflective of our most current assessment of market risk. In structuring the fund, Alpha Fund Managers seek to select high quality managers and blend these managers to create portfolios that can achieve consistent, absolute and relative performances, irrespective of where we are in the market cycle.

Alpha Alternatives - Monthly Returns (net of fees)

	Jan	Feb	Mar	Apr	May	Jun	Jul	Aug	Sep	Oct	Nov	Dec	Year
2017	-2.33	0.21											
2016	2.41	-1.80	-4.66	-1.16	1.28	-0.87	-0.31	0.38	-0.99	-0.97	-3.15	2.34	-7.45
2015	5.89	1.28	2.91	-3.62	1.27	-2.07	2.80	-0.72	1.38	-1.18	-0.59	-1.46	5.66
2014	-0.01	-1.27	-3.73	0.04	0.71	-0.99	0.73	0.21	5.96	0.27	4.52	5.82	12.45
2013			-0.69	1.10	4.28	1.65	1.33	-0.24	-3.42	-0.41	4.84	2.02	
2012													

Investment Growth (net of fees) versus Benchmark

Time Period: 6/02/2013 to 28/02/2017

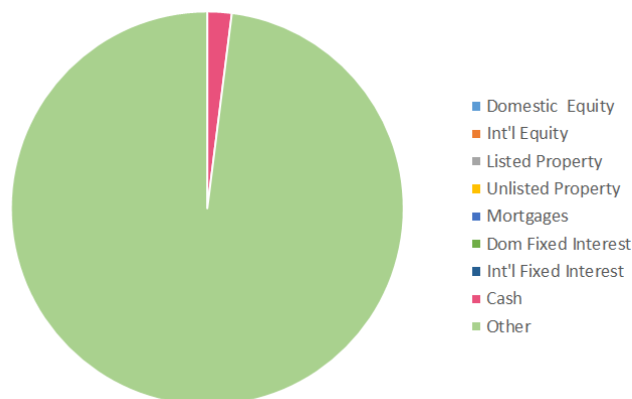


Returns (net of fees) versus Benchmark

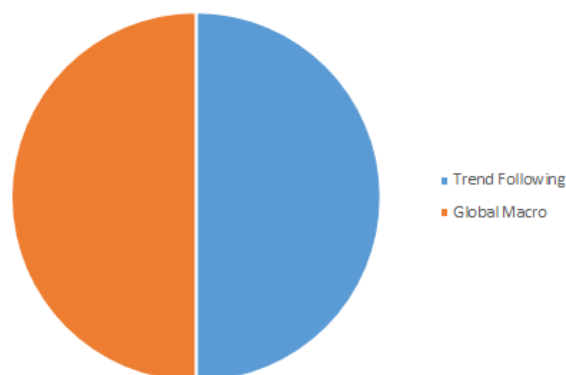
As of Date: 28/02/2017 Data Point: Return

	Month	Quarter	6 Mth	1Yr	2Yr pa	3Yr pa	4Yr pa	5Yr pa
Alpha Alternatives	0.21	0.17	-4.87	-9.92	-5.52	2.92	4.47	
Bloomberg AusBond Bank 0+Y TR AUD	0.13	0.44	0.87	1.98	2.12	2.32	2.44	2.70

Asset Allocation



Strategy Allocation



Investment Objective

The Alpha Alternatives Fund is designed for investors seeking strong long-term returns by investing in underlying strategies that provide exposure to a well-diversified portfolio of specialist absolute return investment managers. The Alpha Alternatives Fund will invest in equity long-short, relative value, event driven, global macro and managed futures. The Alpha Alternatives Fund will actively seek to take advantage of strategic country and asset allocation, as well as security pricing opportunities, by investing in a diverse range of securities across the globe. The composition and performance of the fund may differ significantly from its benchmark.

Fund Style: Actively Managed and Broadly Diversified Global Hedge Fund

Current Manager Line-up

H2O Force 10 is a global macro hedge fund strategy that aims to generate returns from long and short positions in various equity, fixed income, currency, and futures markets, primarily based on overall economic and political views of various countries and macroeconomic principles. The H2O strategy aims to provide not only risk-adjusted performance at portfolio level, but also transparency and daily liquidity.

Manager Style: Actively Managed and Broadly Diversified Macro Hedge Fund

The AQR Wholesale Managed Futures Fund is a trend-following strategy which uses proprietary quantitative models. The Fund provides long and short exposure to over 100 global developed and emerging markets in equities, bonds, commodities, and currencies (using futures, swaps, forwards and options). The strategy seeks to deliver systematic and risk controlled returns in a liquid form with low correlation to the returns of traditional asset classes. An efficient diversification of exposures is an explicit goal of this product.

Manager Style: Actively Managed and Broadly Diversified Macro Hedge Fund

About Alpha Fund Managers

Alpha Fund Managers' investment philosophy is based on the premise that there are particular investment managers that have the ability to consistently generate "alpha" over the medium to long-term, and through all financial market cycles irrespective of any style bias (growth vs. value, large cap vs. small cap, etc.). "Alpha" in this context is defined as an investment manager's unique ability to select a portfolio of securities that differs from and outperforms its benchmark on a risk-adjusted basis. In other words, it is an investment manager's ability to beat the index. Alpha Fund Managers' investment process is based on a balanced approach to quantitative and qualitative research and analysis techniques to assess and select the underlying investment managers in each Alpha Fund Series fund. Alpha Fund Managers seek to add value by selecting investment managers who demonstrate a high-level of investment conviction, unique investment processes and a proven record in managing risk and generating long-term "alpha" over full market cycle. Alpha Fund Managers then blend these managers to create portfolios that can achieve consistent, absolute and relative performance, irrespective of where we are in the market cycle.

Investment Details

APIR Code	ETL0318AU
Ticker	19538
Net Assets (\$Mil)	25
Month End Price Date	28/02/2017
Month End Price	0.9831

Purchase Information

Minimum Initial Investment	\$25,000
Minimum Balance	\$25,000
Minimum Additional Investment/Withdrawal	\$10,000
Buy-sell Spread	0.35%
Income Distribution	Yearly
Valuation/Unit Pricing	Daily
Management Fee	1.435%
Performance Fee	20.5% (net of GST and RITC)

For further information, please refer to the funds PDS.

Manager Info

Alpha Fund Managers Pty Ltd
Ph: 07 5458 9400
Fax: 07 5443 1995
Email: enquiry@alphafundmanagers.com.au
Website: <http://www.alphafundmanagers.com.au>
Level 5, 160 Queens Street
Melbourne Victoria 3000

There has been no material changes in the Fund's risk profile, strategy, key investment personnel or key service providers since the last monthly report.

General Advice Warning and Disclosure

This document was prepared by Alpha Fund Managers Pty Limited (Alpha)(ABN 37 124 085 883) Corporate Authorised Representative of Infocus Securities Australia Pty Ltd (ABN 47 097 797 049) AFSL No 236523 as Investment Manager of the Alpha Alternatives Fund. This information is general advice only. It is not intended to take the place of professional advice and you should not take action on specific issues in reliance on this information. In preparing this information, we did not take into account the investment objectives, financial situation or particular needs of any particular person. You should consider the appropriateness of this information with regards to your objectives, financial situation and needs. We encourage you to read the Fund's product disclosure statement in full before making an investment decision. Past performance is not indicative of future performance.

Equity Trustees Limited (EQT) (ABN 46 004 031 298) Australian Financial Services Licence 240975 is the Responsible Entity of the Fund.